

NEW WORKS.

Collection 2016/2017

*An exchange between old and new. Light and dark. Design and art.
Our work pays homage to the strong Scandinavian history of craftsmanship and
materiality, whilst challenging the contemporary forms of today.
Encouraging your senses to discover the story of our collection.*

*The enrichment of shape and texture within our objects creates
pieces that are not only functional and comfortable, but also
alluring to the eye. We have collaborated with an international
group of renowned designers and artists, who display a matching
fascination with sculptural forms and honest materials. These
collaborative pursuits convey our love of the sensual, and of the bold.*

Follow our story. We are NEW WORKS.



The Table



Covent Dining Chair

Five Floor Lamp

The Room





Natural

We believe in respecting the natural qualities of materials as both an inspiration, and as a guide when creating our collection. Honouring the individual qualities that each material contributes. From the strength of marble, to the warmth of oak.

Experimental

We collaborate with artists and designers that share our obsession with detail, and who strive to discover new forms, materials and textures in the world around them. Together, our experiments aim to provide a new vocabulary for contemporary art and design.

Rough

Design is to be touched and held, to encircle you, whether through dappled light or a warm embrace. To best represent the materials and techniques used to create our objects, we believe it is vital to retain their original roughness. The true statement of character that comes from within.

Craftsmanship

A fusion of our own craft traditions, and experiments into various techniques from around the world, allows our pieces to push the boundaries of material and form. Challenging the perceptions of craft, whilst retaining the touch of the craftsman through to each final object.



Untitled (Concrete Chair)
Florence Side Table
Crowd Candle Holder



Karl-Johan Table Lamp
Florence Side Table
Tembo Lounge Chair



Rise & Shine Wall Mirror


The Rise and Shine Mirror utilises bold forms with an asymmetrical composition to create an unfolding feature within any space. A softening oak centre point allows the mirror and brass components to push and pull against each other, providing an ever-changing point of reflection. Whether employed for different functions, or simply to create an intriguing interior sculpture, Rise and Shine provides a centrepiece full of balance and movement.



Juliet Pendant



Pi-No-Pi-No Vase




Pi-No-Pi-No Vase



Pi-No-Pi-No Vase

The Room

A familiar location lay bare. The room provides a visual reference of the collection within a contemporary setting, whilst retaining an almost theatrical aesthetic. The NEW WORKS collection is scattered throughout, allowing the viewer to connect the dots, visually pulling together their own view of the perfect interior. The naked backdrop highlights each piece's form, colour, and texture, with antique elements further displaying the timeless qualities of objects grounded in honest natural materials and expert craftsmanship.





Core Table Lamp



The Material Pendant highlights the power of simplicity in form. Through this simplicity, it can become a standout piece within a room, or be used to complement those around it. From the warmth of oak and cork, to the roughness of concrete and marble, the richness of terracotta, and the radiance of yellow steel, the Material Pendant offers a versatile addition to any space. The possibilities are endless.

Material Pendant

Kizu Table Lamp






Moiré Wall Light

Inspired by the play of patterns in Moiré jewellery, the Moiré Wall Light demonstrates the matching sensations of touch and interaction. The warmth of layered copper patterns creates an every-changing illumination of shapes and forms. The user is invited into its hypnotic performance as its movement presents rings, squares and hexagons as if from thin air. The magical execution of Moiré.

Aura Table Mirror







Covent Dining Chair

The Covent Dining Chair displays a comforting simplicity, a warm embrace suitable for an evening around the dinner table or curled up with a book. Inspired by the geometry of Mondrian's line work, its slim frame shows an asymmetry that defies its strength, presenting a floating cocoon of soft fabrics or leather. A chair that has paired traditional craftsmanship with a truly modern form.

Florence Dining Table

Following on from the Florence Shelf, the Florence Table demonstrates the same visual lightness and beautiful simplicity. A lightness that allows the table to unobstruct life's objects, whether in-use or on display. Its sleek frame and transparent table top allows you to focus on the contents of living.

Bowl Table Lamp



Lantern Pendant

The Lantern Pendant is an elegant combination of iconic form and material exploration. Inspired by the traditional Chinese rice paper lamp, the frosted glass replicates a soft illumination, whilst creating a bold and lasting form. The result is a range of pendants suitable for small intimate spaces, all the way up to large open environments.



Gear Candle Holder
Florence Shelf



Block Candle Holder
Florence Shelf



Kizu Table Lamp

Composed of two bold sculptural forms, the Kizu Table Lamp displays a weightless balancing act. The illusion of gravity creates a tension within the piece, while its curved forms initiate a calming effect. This kissing point of material and function creates an object in perfect harmony.

Juliet Pendant

The flowing curves of the Juliet Pendant bring its unique character to life. Cascading down from a centre point, its light transparency defies the structural form. An illusion brought to life through the use of white bone china. While the aesthetic references classic stretched fabric lanterns, its strength makes it suitable for all interiors, whether dining, entertaining, or something more intimate.



Wave Cushion
Velvet Cushion



Graphic Cushion
Ikat Cushion




Falke Granite

An abstract landscape of tones and textures highlights the sculptural forms of the collection. Demonstrating a strong connection with the natural landscape, the pieces are presented on a raw geometric backdrop that allows each object to grow and unfold within your own imagined space. A unique setting that perfectly displays each objects link to the NEW WORKS core values; Rough, Natural, Craftsmanship, Experimental.





The Stone Shelf



Gear Candle Holder

Photography
Enok Holsegroed (The Room and Falke Granite)
Emil Monty Freddie (Blue Pictures)

Art Direction & Styling
Heidi Saatterup

Graphic Design
Barkas Collective

Text
Nikolai Kotlarczyk



Chairs

Tembo Lounge Chair

Functionally sitting between a lounge and an armchair, Tembo's extended arms invite you into its warm embrace. Its unique form allows the Tembo Lounge Chair to be social, while at the same time creating a space for reflection. The big, soft elephants ear exterior provides a striking form, while the choice of colours and textures can create a playful addition, or a bold statement piece.

Lookbook - Page 9, 13, 19
Product Specification - Page 57

Untitled Concrete Chair

The Untitled Concrete Chair was born out of the artistic experiments of artist Magnus Petersen. A functional sculpture that bridges art and design, it is an object that re-interprets the use of concrete through a mix of bold form and explorations into colour and texture.

Lookbook - Page 9, 12
Product Specification - Page 58

Covent Dining Chair

The Covent Dining Chair displays a comforting simplicity, a warm embrace suitable for an evening around the dinner table or curled up with a book. Inspired by the geometry of Mondrian's line work, its slim frame shows an asymmetry that defies its strength, presenting a floating cocoon of soft fabrics or leather. A chair that has paired traditional craftsmanship with a truly modern form.

Lookbook - Page 4, 7, 9, 19, 31, 32
Product Specification - Page 60

Shelf

Florence Shelf

The Florence Shelf was created to display the beauty of life's objects. The lightness of the delicate asymmetrical frame provides grounding, as the objects appear to float on the glass shelves. This allows you to focus on their individual qualities and material composition. With its unpolished, raw beauty it will transform your home into a private gallery.

Lookbook - Page 9, 19, 36, 37
Product Specification - Page 59

Tables

Keel Coffee Table

Without any screws, nails or pegs, Keel Coffee Table is held together only by the strong concept on which it was born. Inspired by the craft of Norwegian sailboats and their use of the keel, the table is a simple and pragmatic tribute to honest materials and their individual qualities.

Product Specification - Page 57

Florence Side Table

The Florence Side Table was created to display the beauty of life's objects. The lightness of the delicate asymmetrical frame provides grounding, as the objects appear to float on the glass shelves. This allows you to focus on their individual qualities and material composition. With its unpolished, raw beauty it will transform your home into a private gallery.

Lookbook - Page 9, 12, 13, 19
Product Specification - Page 58

Florence Dining Table

Following on from the Florence Shelf, the Florence Dining Table demonstrates the same visual lightness and beautiful simplicity. A lightness that allows the table to un-obstruct life's objects, whether in-use or on display. Its sleek frame and transparent table top allows you to focus on the contents of living.

Lookbook - Page 5, 19, 31, 32
Product Specification - Page 60

Pendants

Material Pendant

The Material Pendant highlights the power of simplicity in form. Through this simplicity, it can become a standout piece within a room, or be used to complement those around it. From the warmth of oak and cork, to the roughness of concrete and marble, the richness of terracotta, and the radiance of yellow steel, the Material Pendant offers a versatile addition to any space. The possibilities are endless.

Lookbook - Page 8, 22, 23
Product Specification - Page 62

Hang On Honey Pendant

Hang On Honey Pendant presents an industrial form with an adaptable shell. This reference to industrial pendants of the past is further emphasized by the roughness of raw copper and oxidizes aluminium, or simply changed to a striking Jet Black finish. A clever design detail that allows the pendant to adapt and change with its owner.

Lookbook - Page 19, 45
Product Specification - Page 62

Lantern Pendant

The Lantern Pendant is an elegant combination of iconic form and material exploration. Inspired by the traditional Chinese rice paper lamp, the frosted glass replicates a soft illumination, whilst creating a bold and lasting form. The result is a range of pendants suitable for small intimate spaces, all the way up to large open environments.

Lookbook - Page 5, 9, 35
Product Specification - Page 64

Juliet Pendant

The flowing curves of the Juliet Pendant bring its unique character to life. Cascading down from a centre point, its light transparency defies the structural form. An illusion brought to life through the use of white bone china. While the aesthetic references classic stretched fabric lanterns, its strength makes it suitable for all interiors, whether dining, entertaining, or something more intimate.

Lookbook - Page 16, 38
Product Specification - Page 65

Table Lamps

Karl-Johan Table Lamp

The Karl-Johan Table Lamp is inspired by excursions into nature. A search for wild mushrooms. The tones of an autumn forest. This soothing lamp combines the soft curves of glass with the stability of black marquina or smoked oak. The result is a poetic piece, a combination of tone and texture, dark and light.

Lookbook - Page 13, 19
Product Specification - Page 63

Kizu Table Lamp

Composed of two bold sculptural forms, the Kizu Table Lamp displays a weightless balancing act. The illusion of gravity creates a tension within the piece, while its curved forms initiate a calming effect. This kissing point of material and function creates an object in perfect harmony.

Lookbook - Page 8, 25, 38
Product Specification - Page 63

Bowl Table Lamp

The soft reflections of the toned glass shade give the Bowl Table Lamp the mystery and allure of a raging campfire. The smoky aura of the glass is combined with the textured copper base, alluding to traditional lanterns, the inspirational starting point for the design. A contemporary light with a historical aesthetic, the soft lines create an inviting form and comforting glow.

Lookbook - Page 34, 42, 45
Product Specification - Page 64

Core Table Lamp

The Core Table Lamp exudes honesty with its rough surfaces and bold contemporary form. Its precise production is coupled with a raw Lundhs Blue composition, as its crystals shimmer and dance under the illuminated light to display a life all of its own. Appearing as if cut directly from the earth, the Core Table Lamp brings a refined slice of Norway's rugged landscape into the home.

Lookbook - Page 19, 21
Product Specification - Page 66

Wall Lamp

Moiré Wall Light

Inspired by the play of patterns in Moiré jewellery, the Moiré Wall Light demonstrates the matching sensations of touch and interaction. The warmth of layered copper patterns creates an every-changing illumination of shapes and forms. The user is invited into its hypnotic performance as its movement presents rings, squares and hexagons as if from thin air. The magical execution of Moiré.

*Lookbook - Page 27
Product Specification - Page 65*

Floor Lamp

Five Floor Lamp

The Five Floor Lamp explores the pure function of a lamp to support illumination, bringing five raw elements together to create a unique industrial piece for the interior environment. By elegantly adjusting the components materials and proportions, Five Floor Lamp demonstrates a raw honesty, combined to produce a graceful sculptural piece.

*Lookbook - Page 7, 9, 19
Product Specification - Page 66*

Cushions

Velvet Cushion

The Velvet Cushion adds its soft and simple approach to the Additional range. Its desire to be touched and held due to its texture is heightened by the natural colour tones evident throughout the range.

*Lookbook - Page 8, 9, 38, 40
Product Specification - Page 76*

Wave & Brush Cushion

Malene Birger has brought her signature raw and intuitive approach towards her art practice into the design of the Wave & Brush Cushions. The result is a range of graphically contrasting prints in vibrant satin cotton. This satin finish provides another unique texture and aesthetic to the Additional range.

*Lookbook - Page 40
Product Specification - Page 76, 77*

Graphic & Ikat Cushion

The Graphic and Ikat Cushions reference Malene Birger's own approach towards form and colour within her art practice. As the name suggests, these cushions feature a bold and graphic woven print and inspired by the patterns of original ornaments from Malene Birger's experiences with oriental iconography.

*Lookbook - Page 38, 41
Product Specification - Page 78, 79*

Throw

Check Throw

The Check Throw is a tribute to the iconic check pattern seen throughout the fashion industry. The addition of the Check Throw not only references Malene Birger's expertise in fashion design, but also aims to bring the elements of touch, texture and closeness to the body to the Additional range.

*Lookbook - Page 19
Product Specification - Page 77*

Candle Holders

Gear Candle Holder

Inspired by a trip to Copenhagen's engine museum, DieselHouse, the Gear Candle Holder brings a refined industrial feel into the home. A bold mechanical look is highlighted by the refined anodized finish, and complemented by the softness of candle light. A striking contrast between light and material.

Lookbook - Page 5, 8, 19, 36, 45, 46
Product Specification - Page 68

Balance Candle Holder

The Balance Candle Holder series began as an experiment into the simple representation of material and form. A lathe'd timber prototype began the process of exploring simple and minimal, yet sculptural silhouettes. This simplicity has allowed the series to grow, examining these qualities in varying sizes and materials.

Lookbook - Page 5, 9, 19, 43, 45
Product Specification - Page 69

Crowd Candle Holder

Objects that are rough and refined, hard and soft, functional and sculptural, the Crowd Candle Holders act as miniature installations. Experimenting with concrete, wood, aluminium and copper, David has conceived much more than a simple candle holder. These material experiments are the ultimate meeting ground of design and art.

Lookbook - Page 9, 12
Product Specification - Page 72, 73

Block Candle Holder

The Block Candle Holder combines bold form with an honest presentation of material. They continue Malene Birger's devotion to sculptural and simple design, featuring a polished brass stem offset with the natural tones of the marble base. These signature natural tones can be seen referenced throughout Malene's ADDITIONAL range.

Lookbook - Page 5, 9, 19, 37
Product Specification - Page 73

Vase

Pi-No-Pi-No Vase

The Pi-No-Pi-No Vase takes inspiration from the diversity of nature. It can grow as the flowers grow, and change like the seasons. A flexibility that means it stays in use throughout the year, from the full bloom of spring, to the simple textures of winter. Simply take it apart, or stack it together.

Lookbook - Page 16, 17
Product Specification - Page 69, 70, 71

A Frame Picture Frame

A Frame Picture Frame combines a love of honest materials and the individual freedom of collecting and exhibiting art, in all its forms. And what piece of art is complete without the perfect frame to match? Acting as a passé-partout, the A Frame Picture Frames let you play with how you present artwork within the contemporary home. Create your own unique composition by combining the various sizes, materials and display options available.

Lookbook - Page 44
Product Specification - Page 71

Picture Frame

Mirrors

Aura Mirror

The bold materiality of the Aura Mirror is what generates its unique inner glow. Its polished metal form picks up surrounding light, creating diverse reflections through a combination of hard flat surfaces and long curves. Designed to be touched and held, its weight and strength is offset by the softness of its shine and sculptural curved form.

Lookbook - Page 4, 5, 19, 26, 29
Product Specification - Page 74

Rise & Shine Wall Mirror

The Rise & Shine Wall Mirror utilises bold forms with an asymmetrical composition to create an unfolding feature within any space. A softening oak centre point allows the mirror and brass components to push and pull against each other, providing an ever-changing point of reflection. Whether employed for different functions, or simply to create an intriguing interior sculpture, Rise & Shine provides a centrepiece full of balance and movement.

Lookbook - Page 14, 15, 26
Product Specification - Page 74

Tembo Lounge Chair
Noergaard & Kechayas

- 40151 Main Line Plus, Charcoal
- 40152 Main Line Plus, Lead
- 40141 Uniform Melange, Chalk
- 40142 Uniform Melange, Ash
- 40143 Uniform Melange, Ink
- 40144 Uniform Melange, Jeans
- 40145 Uniform Melange, Rumba
- 40146 Uniform Melange, Coral
- 40131 Dot, Midnight

Material
Textile in selected material, steel corpus, moulded foam core and wooden feet

Dimensions
H: 1015 × W: 963 × D: 810 mm
Seat height: 400 mm



Product Specifications

Keel Coffee Table
Oscar Narud

- NEV080ASH Ash Round, Incl. 3 Legs
- NEV08OAK Oak Round, Incl. 3 Legs
- NEV08PIN Pine Round, Incl. 3 Legs
- NEV09ASH Ash Square, Incl. 4 Legs
- NEV09OAK Oak Square, Incl. 4 Legs
- NEV09PIN Pine Square, Incl. 4 Legs

Leg Colors: White, Black, Green, Red

Material
Table top in solid wood and legs in casted aluminium

Dimensions
Round H: 400 × Ø: 800 mm
Square H: 400 × W: 800 × D: 800 mm



Untitled (Concrete Chair)
Magnus Pettersen

40310 *Concrete, Version 1.0*

Material
Concrete with steel construction

Dimensions
H: 850 × W: 450 × D: 450 mm
Seat height: 535 mm



Florence Shelf, Medium

Knut Bendik Humlevik & Josefine Hedemann

40511 *Raw Gold w. Clear Glass*
40521 *Iron Black w. Smoked Glass*

Material
Metallic powder coated steel and shelves
in tempered glass

Dimensions
H: 1200 × W: 740 × D: 440 mm



Florence Side Table

Knut Bendik Humlevik & Josefine Hedemann

40510 *Raw Gold w. Clear Glass*
40520 *Iron Black w. Smoked Glass*

Material
Metallic powder coated steel and shelves
in tempered glass

Dimensions
H: 600 × W: 540 × D: 540 mm



Florence Shelf, Large

Knut Bendik Humlevik & Josefine Hedemann

40512 *Raw Gold w. Clear Glass*
40522 *Iron Black w. Smoked Glass*

Material
Metallic powder coated steel and shelves
in tempered glass

Dimensions
H: 1800 × W: 740 × D: 440 mm

Florence Dining Table
Knut Bendik Humlevik & Josefine Hedemann

- 40530 *Raw Gold w. Clear Glass*
40531 *Iron Black w. Smoked Glass*

Material
Metallic powder coated steel and tabletop
in tempered glass

Dimensions
H: 740 × Ø: 1200 mm



Covent Dining Chair
René Hougaard

- 40601 *White Frame w. Textile in Selected Material*
40602 *Black Frame w. Textile in Selected Material*

Material
Powder coated steel, foam core and textile
in selected material

Dimensions
H: 790 × W: 595 × D: 425 mm
Seat height: 460 mm

Material Pendant
Noergaard & Kechayas

- 20110 Natural Cork (w. White Cord)
- 20111 Mixed Cork (w. Black Cord)
- 20112 Natural Oak (w. White Cord)
- 20113 Smoked Oak (w. Black Cord)
- 20114 Natural Pine (w. White Cord)
- 20115 Light Grey Concrete (w. White Cord)
- 20116 White Concrete (w. White Cord)
- 20117 Dark Grey Concrete (w. Black Cord)
- 20118 Black Marble (w. Black Cord)
- 20119 White Marble (w. White Cord)
- 20120 Terracotta (w. White Cord)
- 20121 Yellow Steel (w. Black Cord)

Light Source
E14, Max 11W or LED Max 4W - Bulb not included
(220-240~ 50/60 Hz, Class II, IP20)

Material
Lamp shade in selected material with inner fitting in casted aluminium, plastic socket and PVC cord

Dimensions
H: 140 × Ø: 130 mm
Cord length: 2900 mm



Karl-Johan Table Lamp
Signe Hytte

- 20310 Smoked Oak w. White Opal Glass
- 20311 Black Marquina w. Smoked Glass

Light Source
E14 Max 11W or LED Max 4W - Bulb not included
(220-240~ 50/60 Hz, Class II, IP20)

Material
Lamp shade in smoked glass / opal glass, base in marble / wood, plastic socket and fabric cord

Dimensions
H: 235 × Ø: 230 mm
Cord length: 1800 mm (incl. switch 300 mm from lamp base)



Hang On Honey Pendant
Niels Bak Rasmussen

- 20210 Jet Black
- 20211 Oxidized Aluminium
- 20212 Raw Copper

Light Source
E27 Max 60W, ESL/CFL Max 13W or LED Max 11W - Bulb not included
(220-240~ 50/60 Hz, Class II, IP20)

Material
Lamp shade in powder coated aluminium / oxidized aluminium / raw copper, plastic socket and PVC cord

Dimensions
H: 275 × Ø: 240 mm
Cord length: 2900 mm



Kizu Table Lamp
Lars Tornøe

- 20410 White Marble w. White Acrylic

Light Source
E27 Max 20W or LED Max 4W - Bulb not included
(220-240~ 50/60 Hz, Class II, IP20)

Material
Lamp shade in acrylic, base in marble, plastic socket and fabric cord

Dimensions
H: 450 × Ø: 300 mm
Cord length: 1800 mm (incl. switch 300 mm from lamp base)





Bowl Table Lamp

Knut Bendik Humlevik

- 20510 *Raw Copper w. Light Smoked Glass*
- 20511 *Verdigrised Copper w. Light Green Glass*

Light Source
E27 Min 25W - Max 60W - Bulb not included
(220-240~ 50/60 Hz, Class II, IP20)

Material
Lamp shade in smoked glass / light green glass, base in raw copper / verdigrised copper, plastic socket and fabric cord

Dimensions
H: 300 × Ø: 250 mm
Cord length: 1800 mm (incl. dimmable switch 300 mm from lamp base)

CE □



Juliet Pendant

Lars Tørnøe & Hallgeir Homstvedt

- 20720 *White Bone China*

Light Source
G9 Max 40W or LED max 5W - Bulb not included
(220-240~ 50/60 Hz, Class II, IP20)

Material
Lamp shade in Bone China, brass plated steel fitting, porcelain socket and PVC cord

Dimensions
H: 170 × Ø: 250 mm
Cord length: 3400 mm

CE □

Lantern Pendant

Anderssen & Voll

- 20610 *Frosted White Opal Glass, Small*
- 20620 *Frosted White Opal Glass, Medium*
- 20630 *Frosted White Opal Glass, Large*

Light Source
Small G9 Max 40W or LED Max 5W - Bulb not included
(220-240~ 50/60 Hz, Class II, IP20)
Medium/Large E27 Max 40W, ESL/CFL Max 13W or LED Max 11W
Bulb not included
(220-240~ 50/60 Hz, Class II, IP20)

Material
Lamp shade in opal glass, porcelain socket, plastic fitting and PVC cord

Dimensions
Small H: 200 × Ø: 200 mm
Medium H: 300 × Ø: 300 mm
Large H: 400 × Ø: 400 mm
Cord length: 3400 mm

CE □



Moiré Wall Light

David Derksen

- 20810 *Copper*
- 20820 *Brass*
- 20830 *Stainless Steel*

Light Source
8W LED IC Plate
(100V-240V Transformer, 2V-5V OLED, Class II, IP20)

Material
Powder coated aluminium, acrylic, copper / brass / stainless steel and PVC cord

Dimensions
D: 60 × Ø: 300 mm
Cord length: 3500 mm

CE □



Core Table Lamp
Runa Klock

20910 *Lundbs Blue Granite*

Light Source
5W LED IC Plate
(100V-240V Transformer, 2V-5V OLED, Class II, IP20)

Material
Granite, acrylic and PVC cord

Dimensions
H: 172 × Ø: 240 mm
Cord length: 1800 mm (incl. dimmable switch 300 mm from lamp base)

CE 



Five Floor Lamp
Gaspard Graulich

21010 *White*
21011 *Black*

Light Source
E27, Max 40W - Bulb included
(220-240-50/60 Hz, Class II, IP20)

Material
Powder coated steel, marble, porcelain socket,
electroplated aluminium fitting and fabric cord

Dimensions
H: 1750 × W: 280 × D: 280 mm
Cord length: 2500 mm (incl. dimmable switch)

CE 

Gear Candle Holder, Tall
Rikke Frost

- 10110 *Graphite Black, Anodized Aluminium*
- 10111 *Cold Grey, Anodized Aluminium*
- 10112 *Gold, Anodized Aluminium*

Material
Anodized aluminium

Dimensions
H: 110 × Ø: 58 mm



Balance Candle Holder
Kristina Kjær

- 10210 *Black Marquina Marble, Small*
- 10221 *Indian Green Marble, Medium*
- 10222 *Natural Oak Wood, Medium*
- 10233 *Smoked Oak Wood, Large*

Material
Marble / wood with brass cup

Dimensions
Small H: 60 × Ø: 60 mm
Medium H: 80 × Ø: 60 mm
Large H: 100 × Ø: 60 mm



Gear Candle Holder, Wide
Rikke Frost

- 10120 *Graphite Black, Anodized Aluminium*
- 10121 *Cold Grey, Anodized Aluminium*
- 10122 *Gold, Anodized Aluminium*

Material
Anodized aluminium

Dimensions
H: 75 × Ø: 90 mm



Pi-No-Pi-No Vase, Complete Set
Maija Puoskari & Tuukka Tujula

- 10301 *Opal White/Bronze/Green incl. Lid*
- 10302 *Green/Amber/Brown incl. Lid*
- 10303 *Grey/Fuchsia/Opal White incl. Lid*

Material
Mouthblown glass and lid of solid oak wood

Dimensions
H: 245 × Ø: 110 mm



Pi-No-Pi-No Vase, Glass Vase
Maija Puoskari & Tuukka Tujula

- 10310 Opal White
- 10311 Green
- 10312 Grey

Material
Mouthblown glass

Dimensions
H: 120 × Ø: 110 mm



Pi-No-Pi-No Vase, Lid
Maija Puoskari & Tuukka Tujula

- 10330 Oak Wood

Material
Solid oak wood

Dimensions
H: 25 × Ø: 110 mm



Pi-No-Pi-No Vase, Set of Glass Rings
Maija Puoskari & Tuukka Tujula

- 10320 Bronze/Green
- 10321 Amber/Brown
- 10322 Fuchsia/Opal White

Material
Mouthblown glass

Dimensions
H: 100 × Ø: 110 mm



A Frame Picture Frame
Knut Bendik Humlevik

- 10410 Black Marquina Marble, Small (A5)
- 10421 Indian Green Marble, Medium (A4)
- 10424 Light Fossil Marble, Medium (A4)
- 10432 Natural Oak Wood, Large (A3)
- 10433 Smoked Oak Wood, Large (A3)

- 10400 Table Stand, A Frame Picture Frame

Material
Marble / wood, acrylic front, stainless steel screw and two eyed cap

Dimensions
Small H: 210 × W: 148 × D: 12 mm
Medium H: 297 × W: 210 × D: 12 mm
Large H: 420 × W: 297 × D: 12 mm





Crowd Candle Holder, Moira Mesh
David Taylor

10510 Moira Mesh, Concrete w. Brass Base

Material
Concrete, brass and stainless steel

Dimensions
H: 120 × Ø: 70 mm



Crowd Candle Holder, Tall Stuart
David Taylor

10530 Tall Stuart, Concrete w. Wood Base

Material
Concrete, electroplated aluminium and wood

Dimensions
H: 170 × Ø: 90 mm

Crowd Candle Holder, Rough Billy
David Taylor

10520 Rough Billy, Concrete w. Copper Base

Material
Concrete, copper and stainless steel

Dimensions
H: 90 × Ø: 100 mm



Block Candle Holder
Malene Birger

11010 Black Marquina Marble w. Brass
11011 Light Fossil Marble w. Brass
11012 Dark Brown Marble w. Brass

Material
Marble and brass

Dimensions
H: 120 × W: 80 × D: 80 mm



Aura Mirror
Bjørn van den Berg

- 11310 Wall Mirror, Stainless Steel, Small
- 11311 Wall Mirror, Copper, Small
- 11312 Wall Mirror, Brass, Small
- 11320 Wall Mirror, Stainless Steel, Large
- 11321 Wall Mirror, Copper, Large
- 11322 Wall Mirror, Brass, Large
- 11330 Table Mirror, Stainless Steel
- 11331 Table Mirror, Copper
- 11332 Table Mirror, Brass

Material
Stainless steel /electroplated stainless steel
with iron weight

Dimensions
Wall Mirror, Small D: 47 × Ø: 97 mm
Wall Mirror, Large D: 61 × Ø: 127 mm
Table Mirror H: 90 × Ø: 127 mm

Rise & Shine Wall Mirror
Hunting & Narud

- 11410 Natural Oak w. Brass Weight
- 11411 Burned Oak w. Steel Weight

Material
Wood, powder coated steel, glass mirror
and brass / steel

Dimensions
H: 800- 1600 × W: 450 × D: 70 × Ø: 450 mm



Velvet Cushion
Malene Birger

- 30110 Black, Cotton Polyester Velvet
- 30111 Marine Blue, Cotton Polyester Velvet
- 30112 Dark Brown, Cotton Polyester Velvet
- 30113 Sand, Cotton Polyester Velvet
- 30114 Grey, Cotton Polyester Velvet

Incl. Inner Cushion

Composition
Cover 30% Cotton, 70% Polyester
Filling 50% Feather, 50% Polyester

Dimensions
H: 500 × W: 500 mm



Brush Cushion
Malene Birger

- 30220 Marine Blue, Printed Eco Satin Cotton
- 30221 Dark Brown, Printed Eco Satin Cotton

Incl. inner Cushion

Composition
Cover 100% Eco satin cotton
Filling 100% Polyester fibers

Dimensions
H: 450 × W: 450 mm

Wave Cushion
Malene Birger

- 30210 Black, Printed Eco Satin Cotton

Incl. inner Cushion

Composition
Cover 100% Eco satin cotton
Filling 100% Polyester fibers

Dimensions
H: 450 × W: 450 mm



Check Throw
Malene Birger

- 30310 Marine Blue, Mobair Wool
- 30311 Dark Brown, Mobair Wool

Composition
55% Mobair wool, 30% Australian wool, 15% Acrylic

Dimensions
H: 1800 × W: 1200 mm

Graphic Cushion, Small
Malene Birger

30410 Black, Woven Eco Cotton
30411 Marine Blue, Woven Eco Cotton

Incl. Inner Cushion

Composition
Cover 80% Eco cotton, 20% Polyester
Filling 50% Feather, 50% Polyester

Dimensions
H: 300 × W: 550 mm



Ikat Cushion, Small
Malene Birger

30510 Black, Woven Eco Cotton
30511 Dark Brown, Woven Eco Cotton

Incl. Inner Cushion

Composition
Cover 80% Eco cotton, 20% Polyester
Filling 50% Feather, 50% Polyester

Dimensions
H: 300 × W: 550 mm



Graphic Cushion, Large
Malene Birger

30420 Black, Woven Eco Cotton
30421 Marine Blue, Woven Eco Cotton

Incl. Inner Cushion

Composition
Cover 80% Eco cotton, 20% Polyester
Filling 50% Feather, 50% Polyester

Dimensions
H: 550 × W: 550 mm



Ikat Cushion, Large
Malene Birger

30520 Black, Woven Eco Cotton
30521 Dark Brown, Woven Eco Cotton

Incl. Inner Cushion

Composition
Cover 80% Eco cotton, 20% Polyester
Filling 50% Feather, 50% Polyester

Dimensions
H: 550 × W: 550 mm



New Works Aps
Ved Vesterport 6
1612 Copenhagen
Denmark

+45 72 30 99 99
info@newworks.dk
www.newworks.dk
@newworksdk